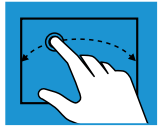
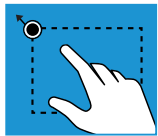


Ultrasound System Smart Gestures™



Color

To move the color box, touch within the box outline and drag to desired location.



Color ROI

To change the size of the ROI, touch a corner of the box with one finger; the outline of the box will change to a dotted line. Then adjust to desired size.



Color Box Steering Angle

With one finger in the 2D image below the ROI box, swipe left or right to adjust to -20°, -15°, 0°, 15°, 20°.



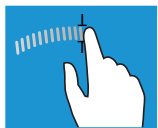
Freeze/Unfreeze

Tap two fingers anywhere on the 2D image to freeze. Tap two fingers again to unfreeze.



Play

Tap the arrow on the frame bar at the bottom of the screen.



Doppler Gate

To move the Doppler gate, touch the gate with one finger, drag, and release to set.



Doppler Baseline

Touch the Doppler baseline and move up or down to desired location.



Velocity Scale

Tap the top portion of the velocity axis to increase the scale, and below it to decrease the scale.



Zoom Image

Spread two fingers on the screen to zoom into the image.



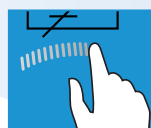
Scroll

To scroll image in frozen or review mode, slide one finger across to the left or right on the image; or tap to the left or the right of the image to advance back and forth by a single frame.



Measurement

Click *caliper* or *trace*. Touch the screen and drag into position. Lift finger to release 2nd caliper, touch and drag into position.



Doppler Steering Angle

With one finger in the spectral zone, swipe left or right to adjust.

For more information visit www.terason.com/technology/smart-gestures